

Factsheet

Social work students on the Register 2019/2020

- Social work students joining and leaving the Register
- Final year students qualifying and registering as social workers

Students who started the social work degree in Wales and joined the Register between September 2019 and August 2020

What are the key points?

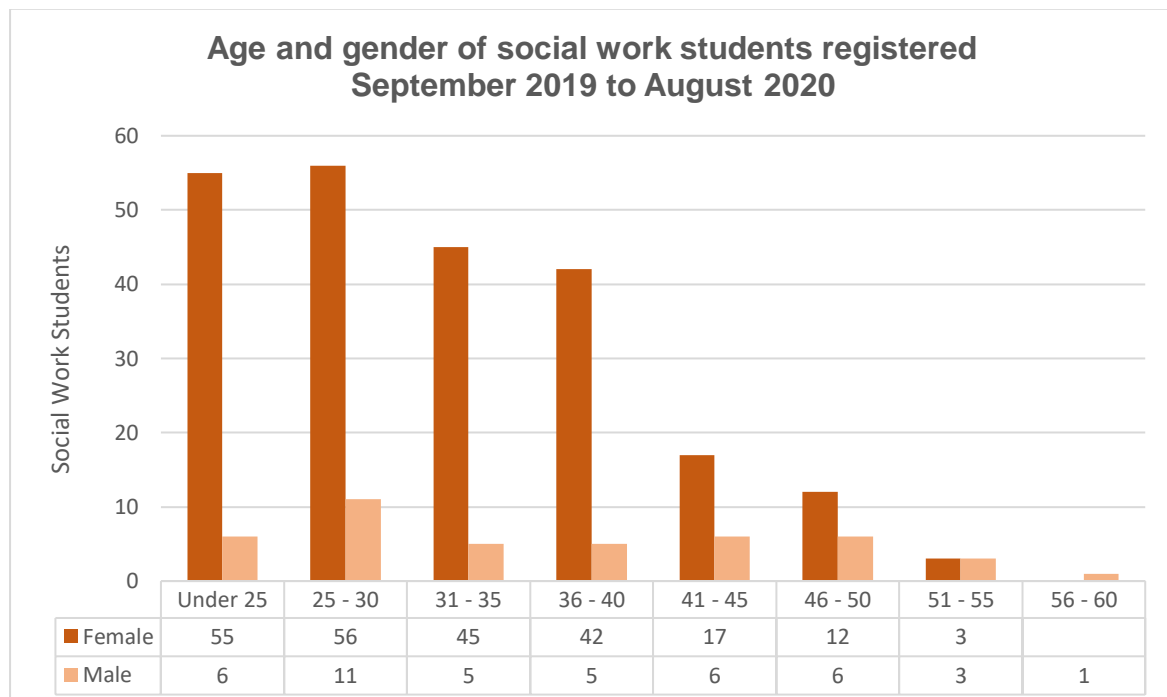
All students who join the social work degree course in Wales must register with us.

Between September 2019 and August 2020, a total of 273 students joined the Register. Ten have since withdrawn and nine have deferred, leaving **254** students who have joined and remained on the Register in this period, as at December 2020.

What is the age and gender of students who joined the Register?

84% were female

16% were male



The average age of social work students is **32**.



What is the profile of the students who joined the Register?

93% of social work students are white, white British or white Welsh

4.5% of social work students consider themselves to be disabled

16% of social work students speak fluent Welsh

95.5% of social work students are heterosexual

Which courses are registered students on?

University/Course	Number Registered
Cardiff Metropolitan University	
BSc (Hons) in Social Work	26
Cardiff Metropolitan University - Bridgend College	
BSc (Hons) in Social Work	14
Cardiff University	
MA in Social Work	34
Glyndwr University	
BA (Hons) in Social Work	31
Swansea University	
BSc (Hons) in Social Work	28
MSc in Social Work	17
The Open University	
BA (Hons) in Social Work	60
University of South Wales	
BSc (Hons) in Social Work	29
University of Wales Bangor / Prifysgol Bangor	
MA in Social Work	15
Grand Total	254

Students leaving the course and the Register between September 2019 and August 2020

If a student leaves their social work degree course they will be removed from the Register.

7% of students starting their course between September 2019 and August 2020 left the course and the Register in the same period.



How many students in total left their course and why?

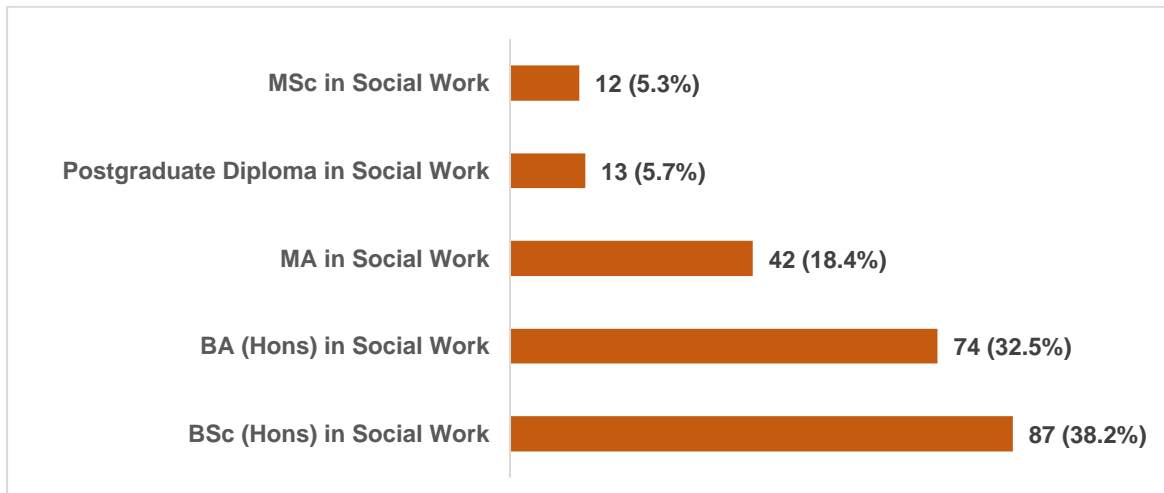
Between September 2019 and August 2020 a total of 42 students across all years left their course and were removed from the Register for the reasons shown in the following table.

Reason for leaving	Number	Percent
Personal	26	61.9%
Health	9	21.4%
Academic	5	11.9%
Conduct/Suitability	2	4.8%
Grand Total	42	100.0%

Final year students qualifying and joining the Register as social workers April 2019 – March 2020

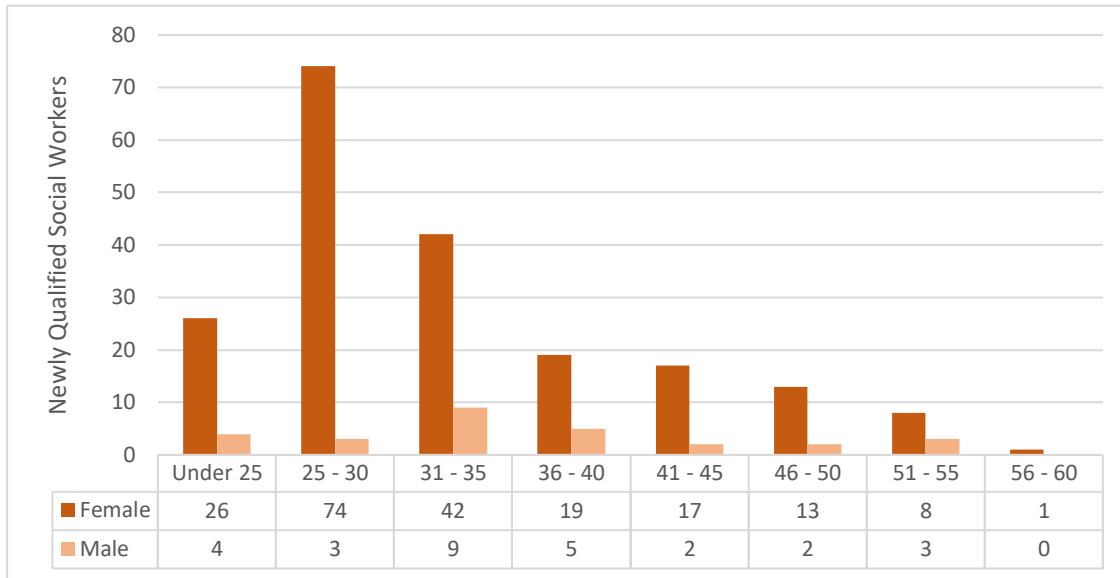
We have published a profile factsheet of all [social workers on the Register at April 2020](#). This includes 228 final year students who graduated and joined the Register as social workers in the previous 12 months. Of these, 204 had qualified in Wales, and 24 had qualified outside Wales.

What qualifications were held by newly qualified social workers joining the Register?

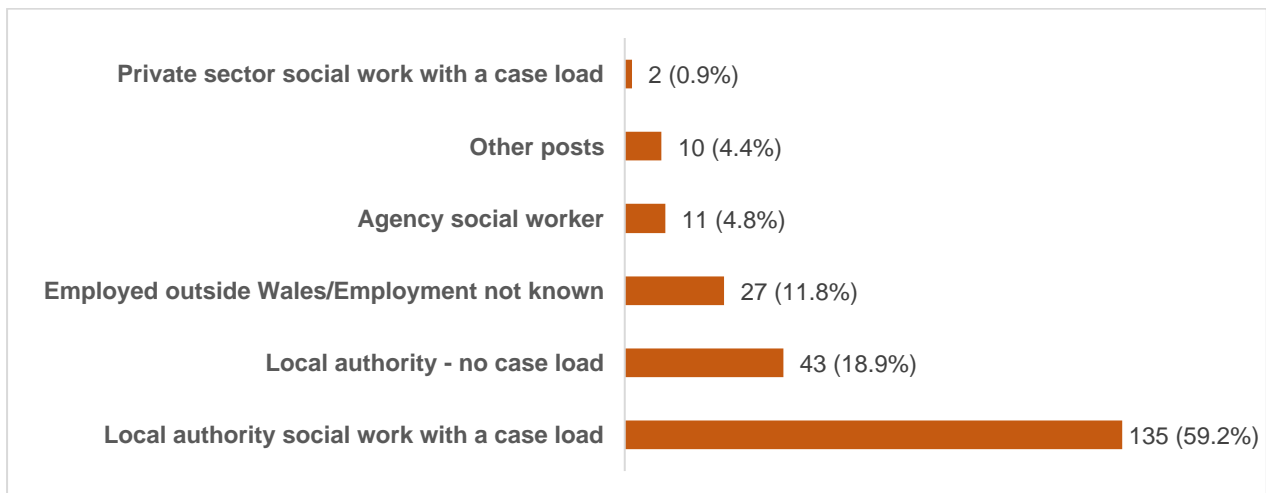




What is the age and gender profile of newly qualified social workers joining the Register?



What is the employment category of newly qualified social workers joining the Register?*



*Based on information provided by those registered, as at December 2020.