



## Social work students on the Register 2020/2021

- Social work students joining and leaving the Register
- Final year students qualifying and registering as social workers

### Students who started the social work degree in Wales and joined the Register between September 2020 and August 2021

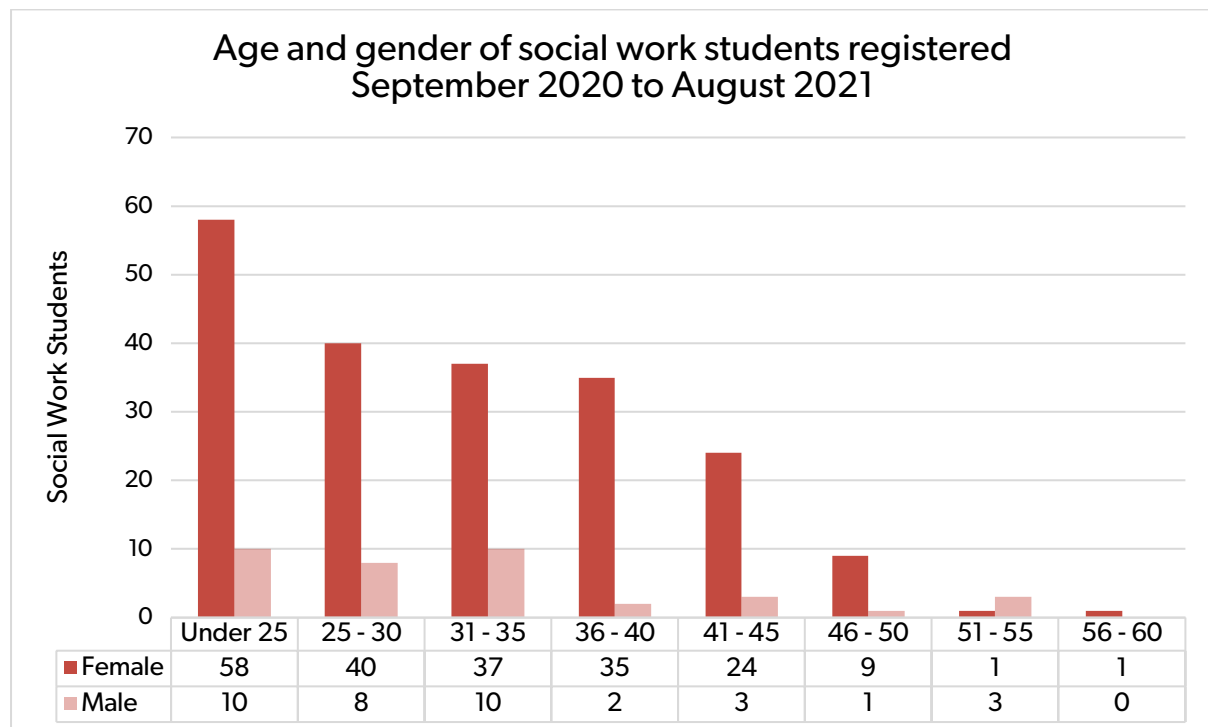
#### What are the key points?

All students who join the social work degree course in Wales must register with us.

Between September 2019 and August 2020, a total of 263 students joined the Register. Nine have since withdrawn, 11 have deferred and one referred, leaving 242 students who have joined and remained on the Register in this period.

#### What is the age and gender of students who joined the Register?

- 85% were female
- 15% were male



The average age of social work students is 32.



## What is the profile of the students who joined the Register?

- 92% of social work students are white, white British or white Welsh
- 6% of social work students consider themselves to be disabled
- 18% of social work students speak fluent Welsh
- 94% of social work students are heterosexual

## Which courses are registered students on?

University/Course	Number Registered
Cardiff Metropolitan University	
BSc (Hons) in Social Work	25
Cardiff Metropolitan University - Bridgend College	
BSc (Hons) in Social Work	7
Cardiff University	
MA in Social Work	31
Glyndwr University	
BA (Hons) in Social Work	26
Swansea University	
BSc (Hons) in Social Work	28
MSc in Social Work	16
The Open University	
BA (Hons) in Social Work	69
University of South Wales	
BSc (Hons) in Social Work	21
University of Wales Bangor / Prifysgol Bangor	
MA in Social Work	19
Grand Total	242



## Students leaving the course and the Register between September 2020 and August 2021

If a student leaves their social work degree course they will be removed from the Register.

8% of students starting their course between September 2020 and August 2021 left the course and the Register in the same period.

### How many students in total left their course and why?

Between September 2020 and August 2021 a total of 56 students across all years left their course and were removed from the Register for the reasons shown in the following table.

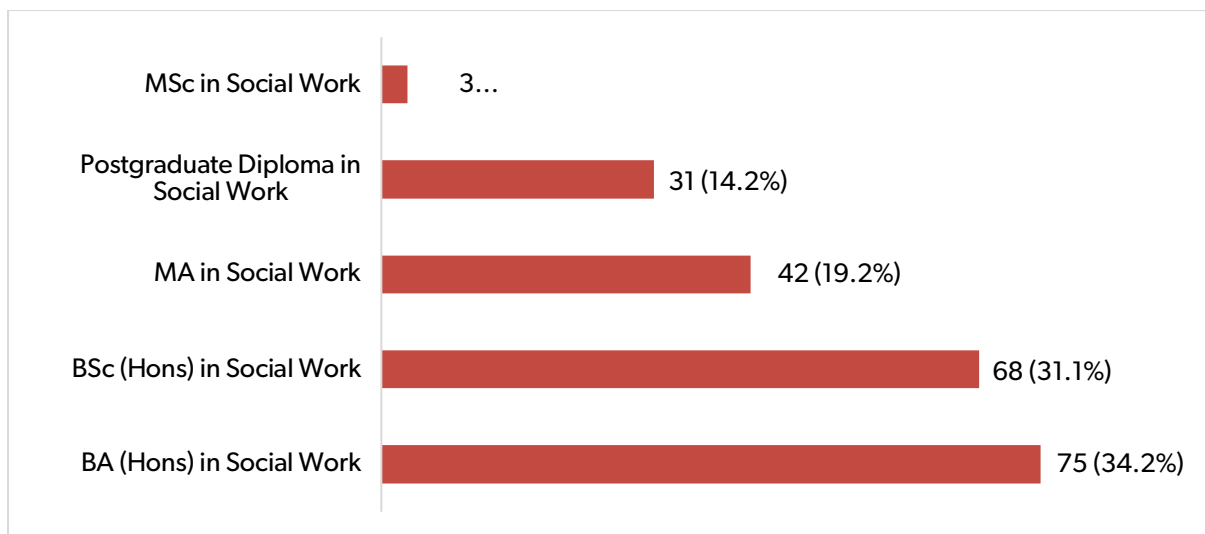
Reason for leaving	Number	Percent
Personal	41	73.2%
Health	8	14.3%
Academic	8	12.5%
Grand Total	42	100.0%



## Final year students qualifying and joining the Register as social workers April 2020 – March 2021

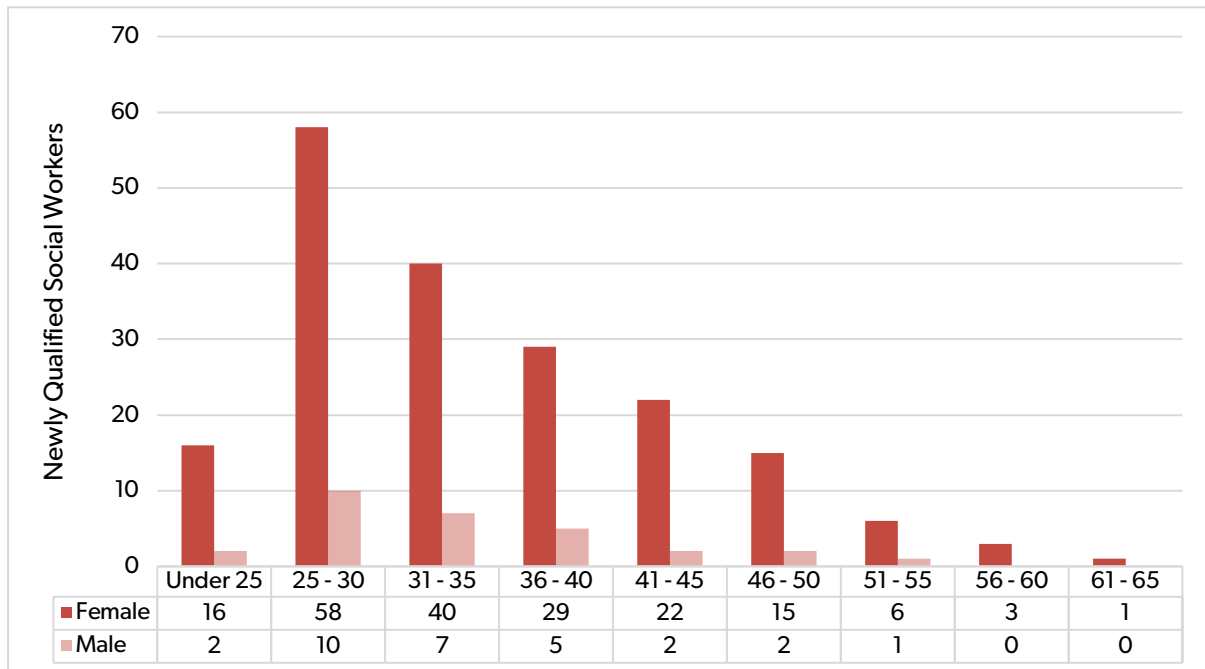
We have published a profile factsheet of all [social workers on the Register at April 2021](#). This includes 219 final year students who graduated and joined the Register as social workers in the previous 12 months. Of these, 217 had qualified in Wales, and 2 had qualified outside Wales.

### What qualifications were held by newly qualified social workers joining the Register?

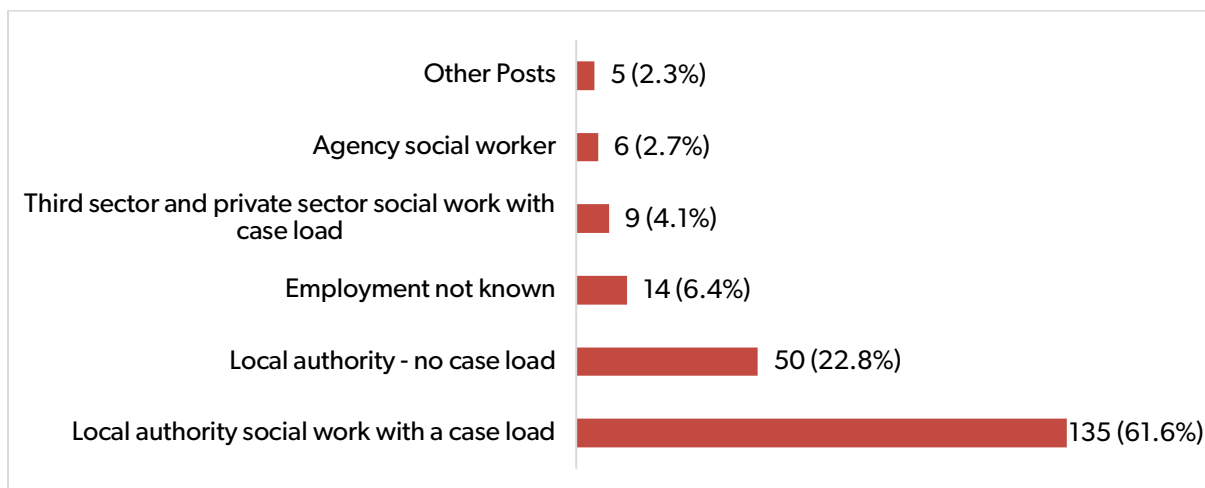




## What is the age and gender profile of newly qualified social workers joining the Register?



## What is the employment category of newly qualified social workers joining the Register?\*



\*Based on information provided by those registered, as at December 2021.