



Factsheet

Social work students on the Register 2018/2019

- Social work students joining and leaving the Register
- Final year students qualifying and registering as social workers

Students who started the social work degree in Wales and joined the Register between September 2018 and August 2019

What are the key points?



All students who join the social work degree course in Wales must register with us.

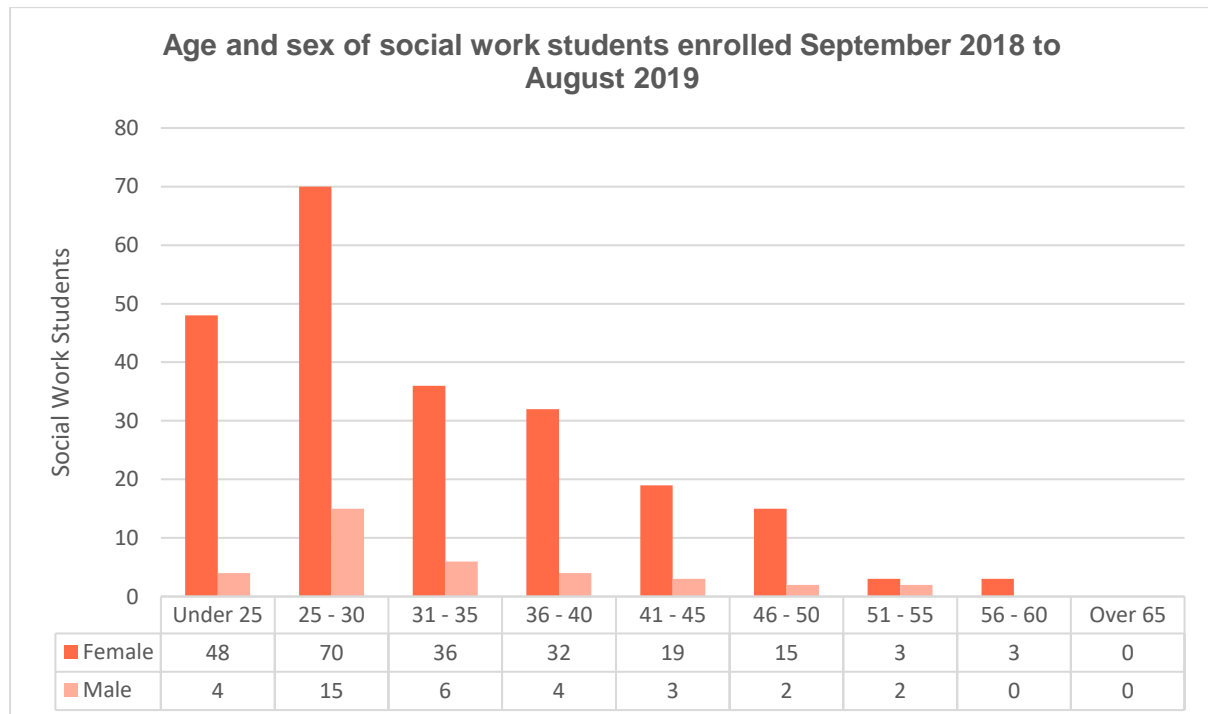
262 students joined the Register.

What is the age and gender of students who joined the Register?

86% were female



14% were male



The average age of social work students is **32**.



What is the profile of the students who joined the Register?



93% of social work students are white, white British or white Welsh

3% of social work students consider themselves to be disabled

16% of social work students speak fluent Welsh

93% of social work students are heterosexual

Which courses did students join?

University/Course	Number Registered
Cardiff Metropolitan University	
BSc (Hons) in Social Work	25
Cardiff Metropolitan University - Bridgend College	
BSc (Hons) in Social Work	16
Cardiff University	
MA in Social Work	47
Glyndwr University	
BA (Hons) in Social Work	35
Swansea University	
BSc (Hons) in Social Work	29
MSc in Social Work	19
The Open University	
BA (Hons) in Social Work	46
University of South Wales	
BSc (Hons) in Social Work	23
University of Wales Bangor / Prifysgol Bangor	
MA in Social Work	22
Grand Total	262



Students leaving the course and the Register between September 2018 and August 2019

If a student leaves their social work degree course they will be removed from the Register.

5% of students starting their course between September 2018 and August 2019 left the course and the Register in the same period.

How many students in total left their course and why?

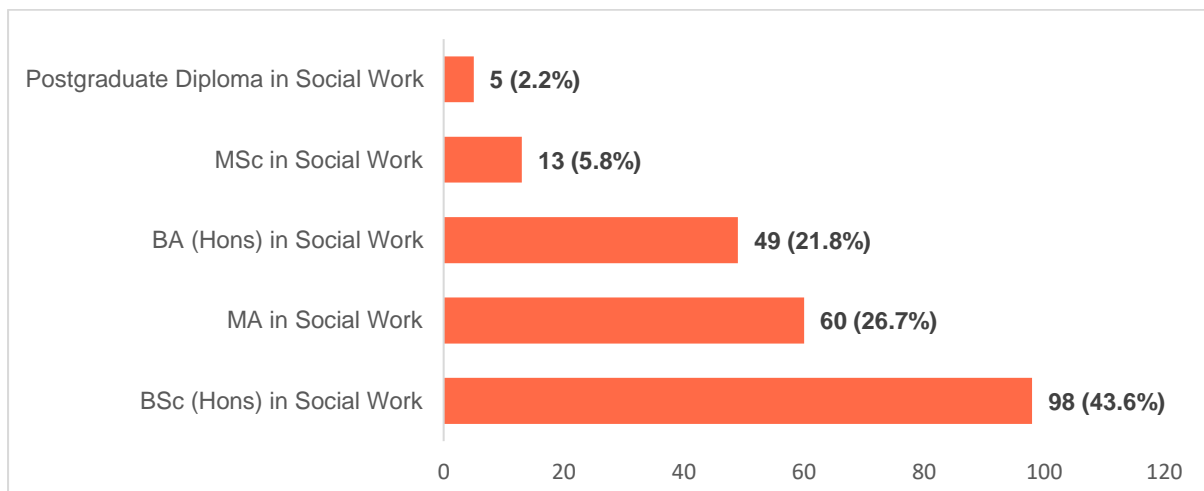
Reason for leaving	Number	Percent
Personal	29	48.3%
Academic	19	31.7%
Health	10	16.7%
Conduct/Suitability	2	3.3%
Grand Total	60	100.0%

Final year students qualifying and joining the Register as social workers April 2018 – March 2019

We have published a [profile factsheet of all social workers on the Register at April 2019](#).

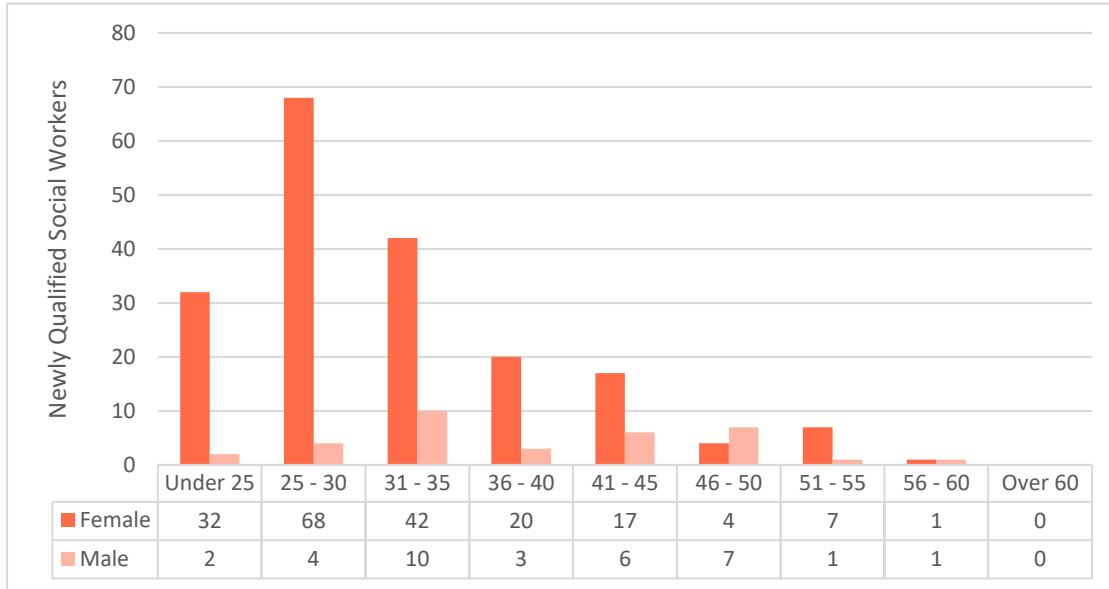
This includes 225 final year students who graduated and joined the Register as social workers in the previous 12 months. Of these, 204 had qualified in Wales, and 21 had qualified outside Wales.

What qualifications were held by newly qualified social workers joining the Register?

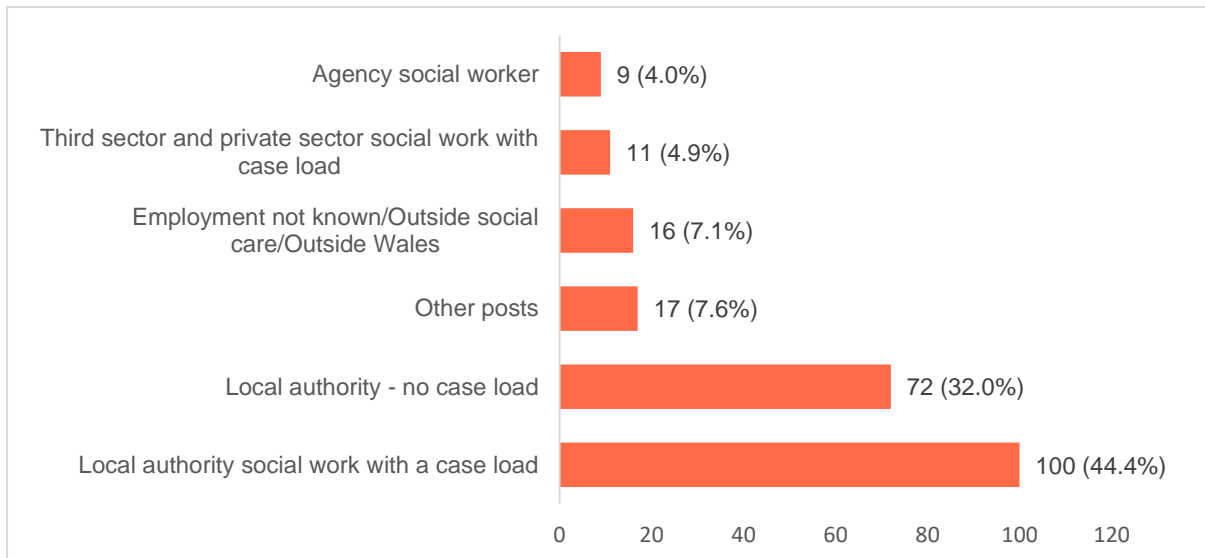




What is the age and gender profile of newly qualified social workers joining the Register?



What is the employment category of newly qualified social workers joining the Register?*



*Based on information provided by those registered, as at December 2019.